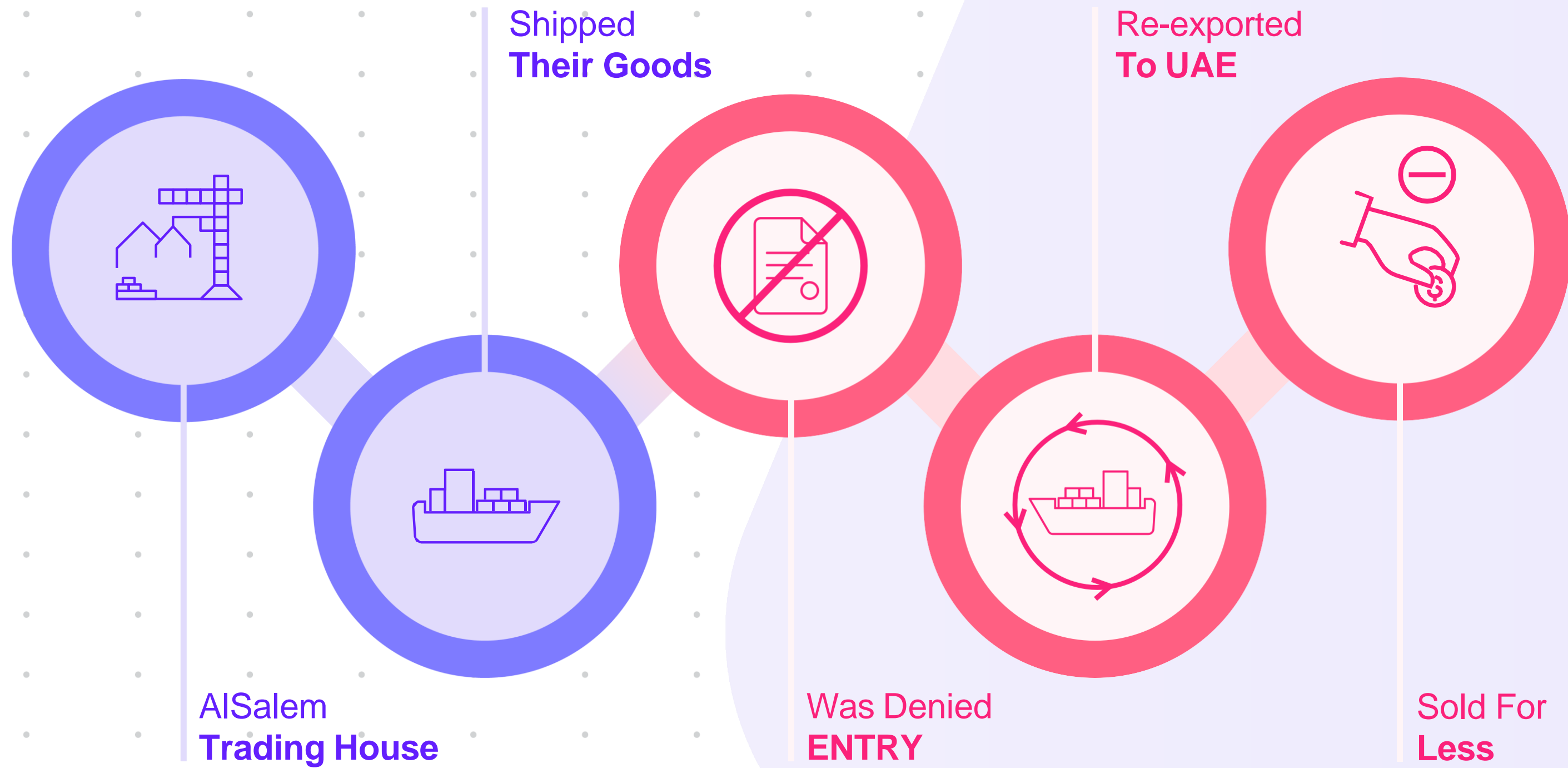




Customs Clearance Reimagined


Context



Global Trade



Payments



Ship
The Goods



Sell
The Goods



Certifications

Customs Clearance
Regulatory Layer



Declarations

Buy
The Goods

1

Obscure Customs
Clearance Regulations

2

Delayed Processing
Time Is Costly

Problem



Solution



CLEARFORCE

Unified Customs Clearance
Management Platform

The dashboard provides a comprehensive overview of project and shipment management. It includes a navigation menu with options for Dashboard, Projects, Support, and Payment, along with a 'Create Project' button. Key statistics are displayed in a grid, showing 18 total projects, 13 completed, 13 ongoing, and 2 canceled. A total amount spent of 400,000 SAR is also shown. Below the statistics, there are sections for 'Accepted' and 'Ongoing' shipments, each with details on goods type, HS code, and origin/destination. An 'Invoices' table lists individual transactions with their amounts, statuses, and dates.

Amount	Status	Project	Date
10300 SAR	Paid	Food	28 Aug 2023
14500 SAR	Unpaid	Medical Equipment	2 Jul 2023
1500 SAR	Unpaid	Food	14 Jan 2023
500 SAR	Paid	Heavy Equipment	26 Dec 2022

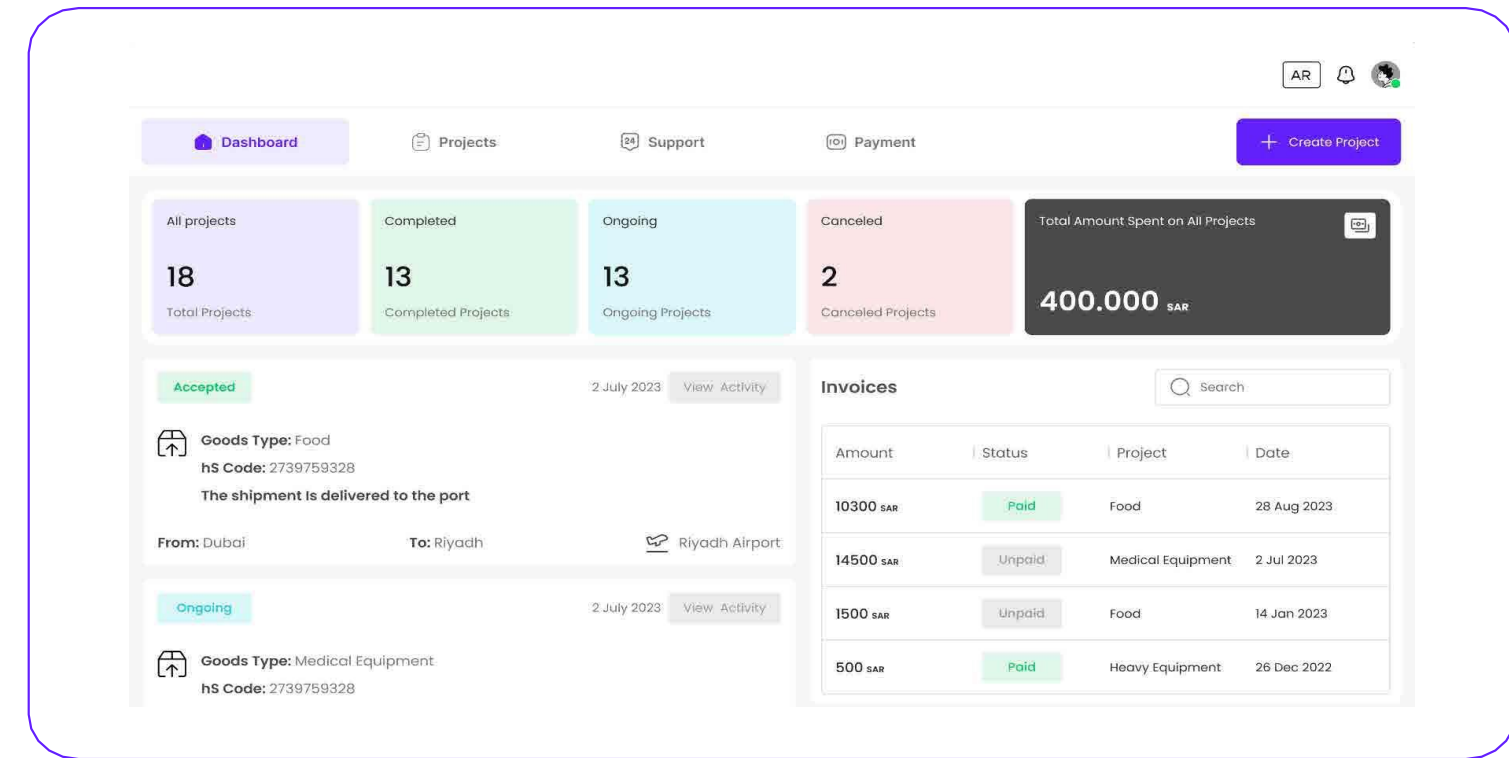
Solution



CLEARFORCE

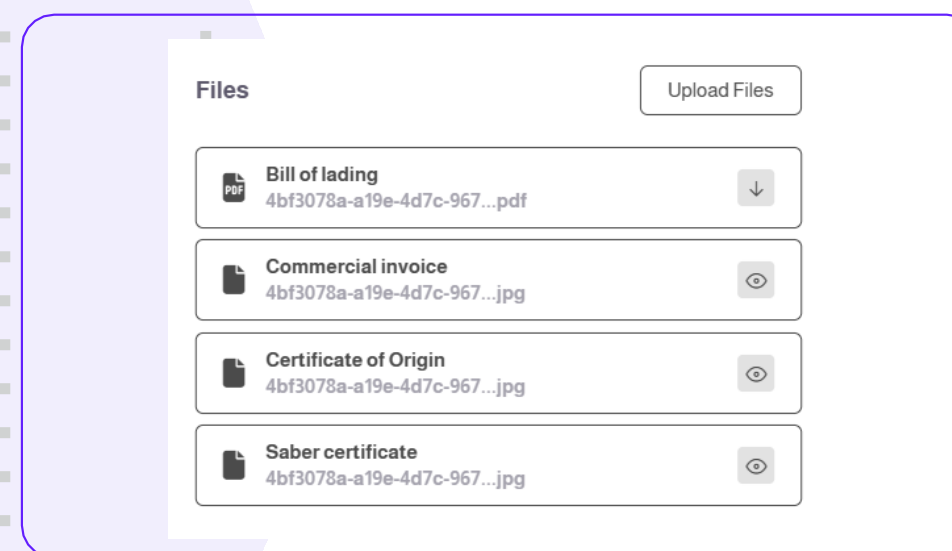
Unified Customs Clearance
Management Platform

Interactive Dashboard



Interactive Dashboard with Guided Workflow

Document Management



Streamlined Documentation
Management

Invoices Tracking

The invoices tracking interface provides a detailed view of invoice statuses and payment information. It includes a search bar and a table with columns for 'AMOUNT', 'STATUS', 'PROJECT', and 'DATE'. The table lists several invoices with their respective amounts, statuses, project IDs, and dates.

AMOUNT	STATUS	PROJECT	DATE
500 SAR	Paid	#P-2	2023-12-27 01:01:51
600 SAR	Paid	#P-5	2023-12-31 23:20:58
600 SAR	Unpaid	#P-6	2023-12-31 23:29:09
1 SAR	Paid	#P-8	2024-01-02 21:56:24

Streamlined Invoices Tracking &
Payments Management

Solution



CLEARFORCE

Full Circle Customs
Clearance Management

1

For Merchants

Platform For Customers To Manage The Customs
Clearance Workflow Across Functions

2

For Agents

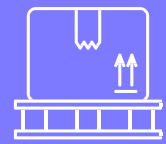
Platform For CLEARFORCE Agents To Manage
Operations And Streamline Communication

3

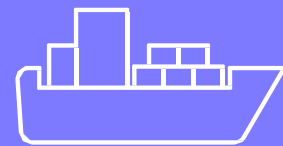
For Both

Platform For Merchants To Manage Customs
Clearance Workflow with their Own Agents


Customers Segments



**Manufacturers
& Suppliers**



**Shippers
& Carriers**



**Wholesalers
& Retailers**



**Ecommerce
Merchants**

Business Model



Commission

5-15%

Per Transaction

Hybrid Model

\$15 + 2-3%

Per Transaction

SaaS Subscription

\$1200

Per Year

Enterprise Solutions

\$12-24K

Per Year

Global Market Size

Customs Clearance

2022



2028

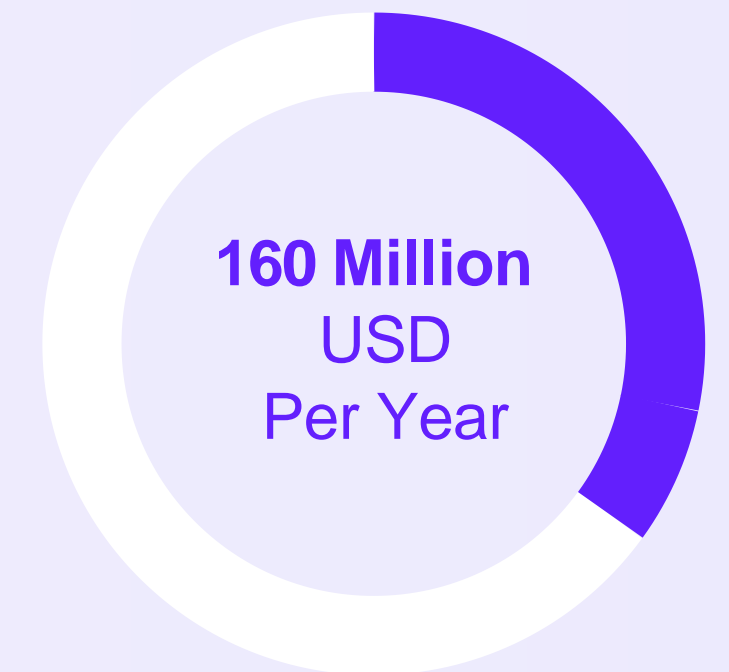

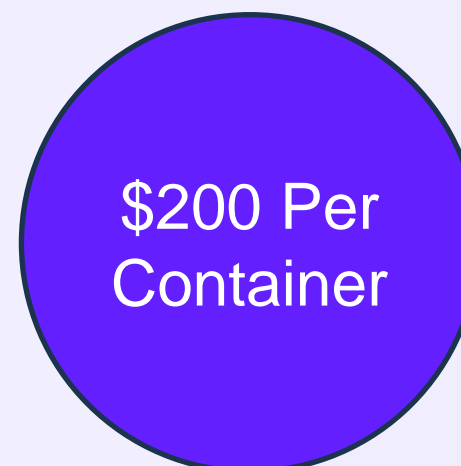


KSA Market Size



Customs Clearance

*~16 M Containers
Handled Per Year In
Saudi Ports*



5%

**Launched
Web**

**Develop the SaaS
product Suite**

**Build API
Integrations**

**Develop Payment
Solutions**

**Build Enterprise
Solutions**

Q4 2023

H1 2024

H2 2024

H1 2025

H2 2025

**10+ Clients
Pipeline**

**Onboard 100
Clients**

**Activate 10+
partnerships**

**Expand To New
Cities**

**Expand Services
Offerings**

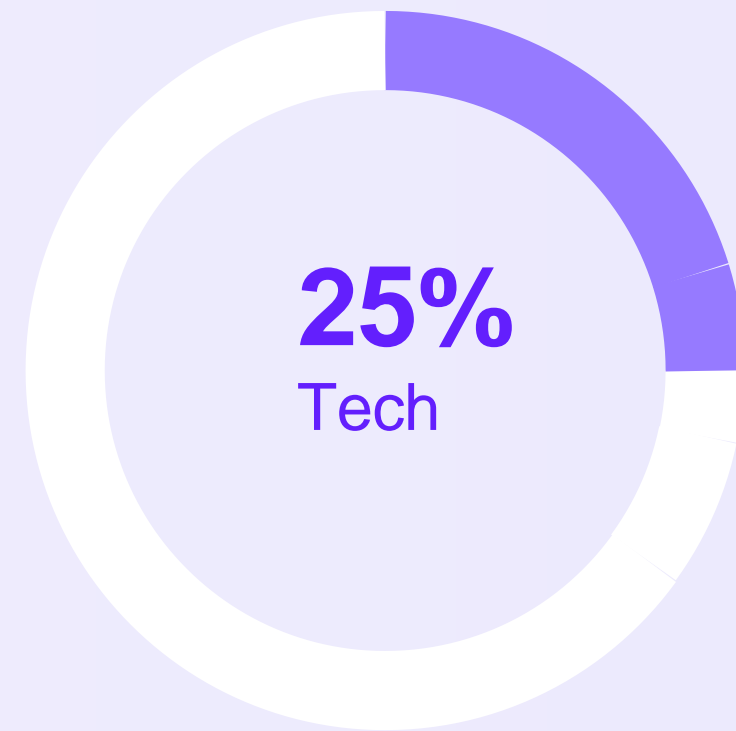
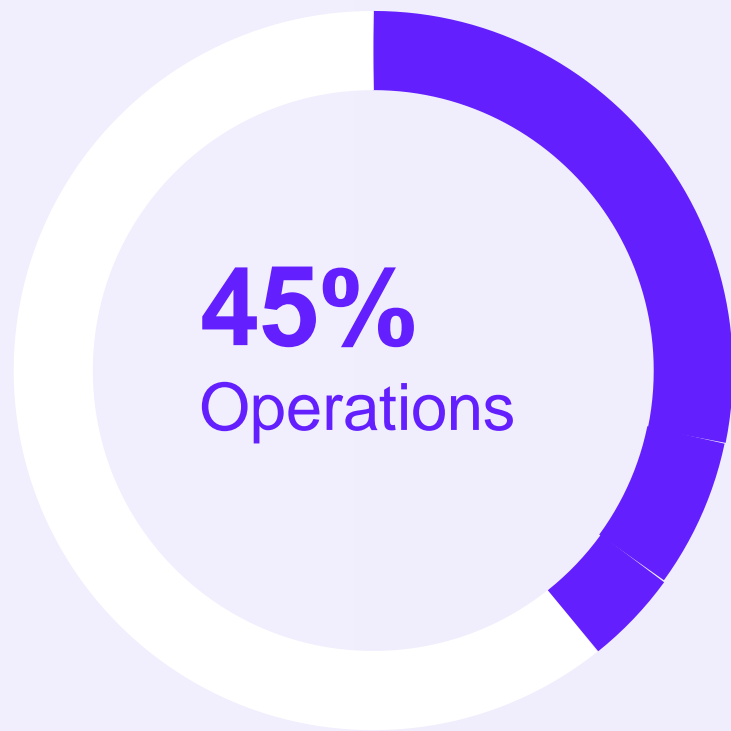
Roadmap



Ask



\$1.36 M Seed Round






Bader Almubarak
CEO



Mohammed Elshamy
CTO



Huda ElShenawy
Operations Manager



Mohammed Alfadhel
Strategy Director



Ali Abudeeb
Product Manager



Waddah Abduljabbar
Partnerships Director



Mohammed Alfateel
Sales Director



Bader Alqubisi
Clearance Director



Johnathan Koh
Advisor

Team



Berkeley
UNIVERSITY OF CALIFORNIA

Honeywell

SAP



NEOM

IBM



Enabling Seamless Global Trade

bader@clearforce.co